

BREAD LINES

STRAIGHT DOUGH LINE

Capacity: Up to 1800 pieces/h

Specially made for producing bread without need for an intermediate proving time. A very compact bread line with capacity of up to 1800 pcs/h.

FEATURES AND BENEFITS


Specially made for producing breads without an intermediate proving time.

Very compact bread line with a high capacity - 1800 pcs/h.

Flexible breadline which handles a variety of doughs.

Labour, time and space saving bread line.

Flexible and consistent production.



COMPONENTS SET-UP EXAMPLE

SD180, Weight range 120-1600 gr, Variable speed with frequency converter 750-1800 pcs/h, 90 liter stainless steel hopper, non-stick coated.



CR360 with centrally adjustable non-stick coated tracks, infeed at 6h, outfeed at 12h, oufeed chute and mechanical flour duster.



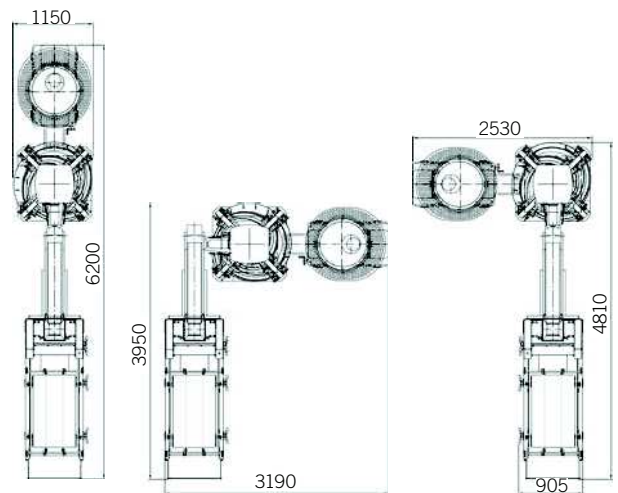
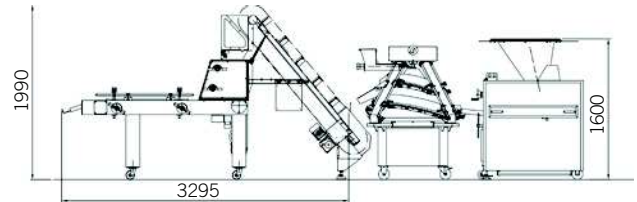
CE100 Cup Elevator, mounted on moulder MO300, photocell controlled, working step by step to link up cone rounder with Moulder, including electrical cabinet mounted on elevator. Capacity 50-1000 gr.



MO300 Moulder with centrally adjustable infeed in hopper, two pair of rollers, pressure board 650x1100 mm, collection tray.



MEASUREMENTS



Alt 1

Alt 2

Alt 3

TECHNICAL

Capacity range up to 1800 pcs/h
 Weight range 120-1600 gr
 Power supply (Component example above) 3.95 kW